

# MAIN STREET GF LONGEST TABLE

---

1 DAY / 1 TABLE / HUNDREDS OF CONVERSATIONS

2019

# OVERVIEW

PRESENTED BY:





## ABOUT THE 2019 LONGEST TABLE

On September 4, 2019, the Longest Table welcomed residents of Grand Forks to sit down for a free dinner in a welcoming environment with people they may not know, to foster stronger connections, exchange stories, and share ideas about their community.

- September 4th, 2019
- University Avenue
- 1,250 Foot Table
- 868 Guests

// Photos by Erin Phillips of Soulshine Photography.



## BY THE NUMBERS

<b>1,250</b>	Feet of Table
<b>868</b>	Community Member Attendees
<b>588</b>	Completed Surveys
<b>132</b>	Table Cloths
<b>128</b>	Table Captains
<b>57</b>	University Student Volunteers
<b>9</b>	Micro-Grants Awarded
<b>1</b>	Really Long Table





# OUR TEAM

---



Our Core Team had representatives from the City of Grand Forks; Community Foundation of Grand Forks, East Grand Forks & Region; Grand Forks Region Economic Development Corporation; Greater Grand Forks Young Professionals; JLG Architects; and Students of Red River High School/Grand Forks Public Schools.

As you can see, the range of ages of these professionals was quite young - 15 to 36 years of age.

# SURVEY RESULTS

All summary data open to the public at [longesttablegf.com](http://longesttablegf.com):

- Demographics
- Community Priorities
- Programming Priorities
- Redevelopment Priorities

The platform is user-friendly. Toggle the population variables to view priority responses by specific subsets.



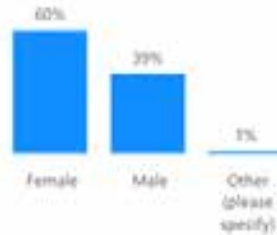


# SNAPSHOT OF SURVEY RESULTS

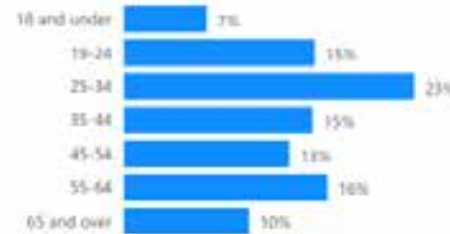
## MAIN STREET GF LONGEST TABLE

### Demographics

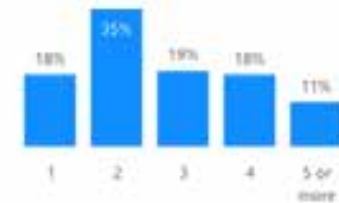
What best describes your gender?



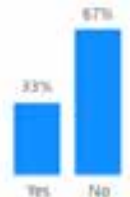
What is your age?



How many people live in your household?



Does your household include children under age 18?



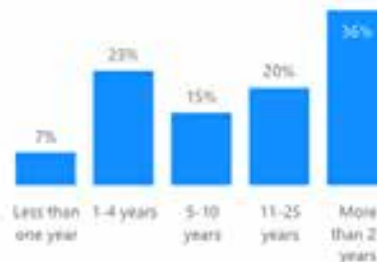
Were you born in the U.S.?



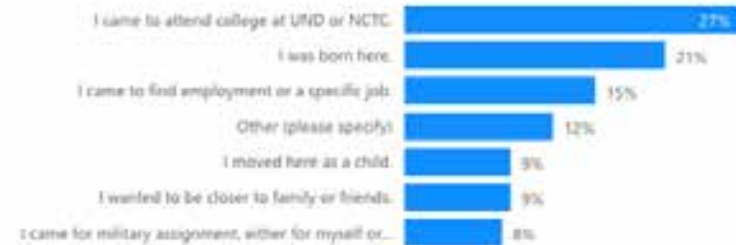
Do you identify as any of the following?



How long have you lived in the GF area?



Why did you move to GF?



Total Respondents Selected

588



## COMMUNITY PRIORITIES

What are the most important things to work on to improve the future of Grand Forks?

**32%** Increasing availability and affordability of housing

**30%** Adding more recreational opportunities  
*// Greatest priority among those new to the community (39% of 1-4 year residents)*

**29%** Growing the Economy with More Good Jobs

**29%** Improving Downtown, Walkability, and Bikeability

# COMMUNITY PRIORITIES

## FOR THOSE 18 AND UNDER

**46%** Improving Downtown, Walkability, and Bikeability

**38%** Building a Local Arts & Culture Scene

**28%** Improving Diversity and Inclusion





# COMMUNITY PRIORITIES

FOR THOSE NOT BORN IN THE U.S.  
(9% OF TOTAL RESPONSES)

- 35%** Adding More Recreational Opportunities
- 31%** Improving Diversity and Inclusion
- 31%** Becoming Accepting to Newcomers



# COMMUNITY PRIORITIES

## FOR THOSE WHO MOVED TO GRAND FORKS FOR JOBS

**42%** Building a Local Arts & Culture Scene

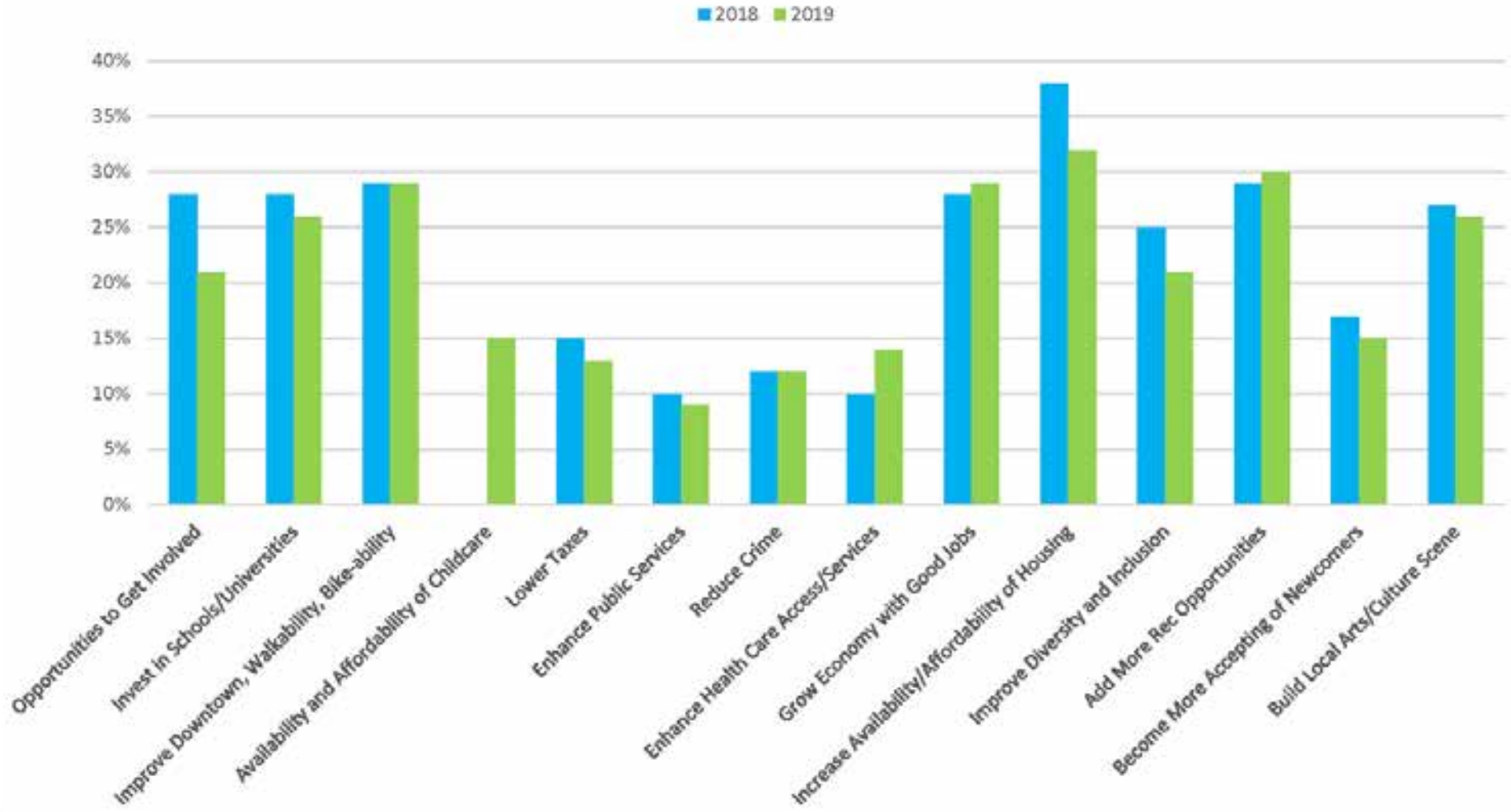
**31%** Growing the Economy with More  
Good Jobs

**28%** Improving Downtown, Walkability,  
and Bikeability





# COMMUNITY PRIORITIES





# OUR PARTNERS

---